



THE CONTINUOUS AI OPERATING SYSTEM

A practical playbook for manufacturing leaders: How to turn artificial intelligence from an isolated IT project into a compounding engine for better data, better workflows, and better decisions.



Without a management system, AI initiatives bleed operational value.

The Friction Diagram



Over-Scoping

Metric: 20% of AI use cases in Infrastructure & Operations (I&O) fail outright.

Note: Initiatives stall when use cases are too broad and disconnected from daily operations.

Skill & Integration Gaps

Metric: 57% of leaders report setbacks; 38% cite persistent skill gaps.

Note: Leaders treat AI as a side experiment instead of embedding it into how work gets done.

The Data Trap

Metric: 38% cite poor data quality as a direct cause of failure.

Note: Waiting for perfect data stalls progress; data quality must improve through use.

Shifting from project implementation to system integration.

The Project Mindset

Models and technology.

A side experiment or new dashboard.

Wait for perfect data before starting.

Track number of prompts or AI activity.

A stalled initiative.

The Operating Rhythm Mindset

Workflows and operators.

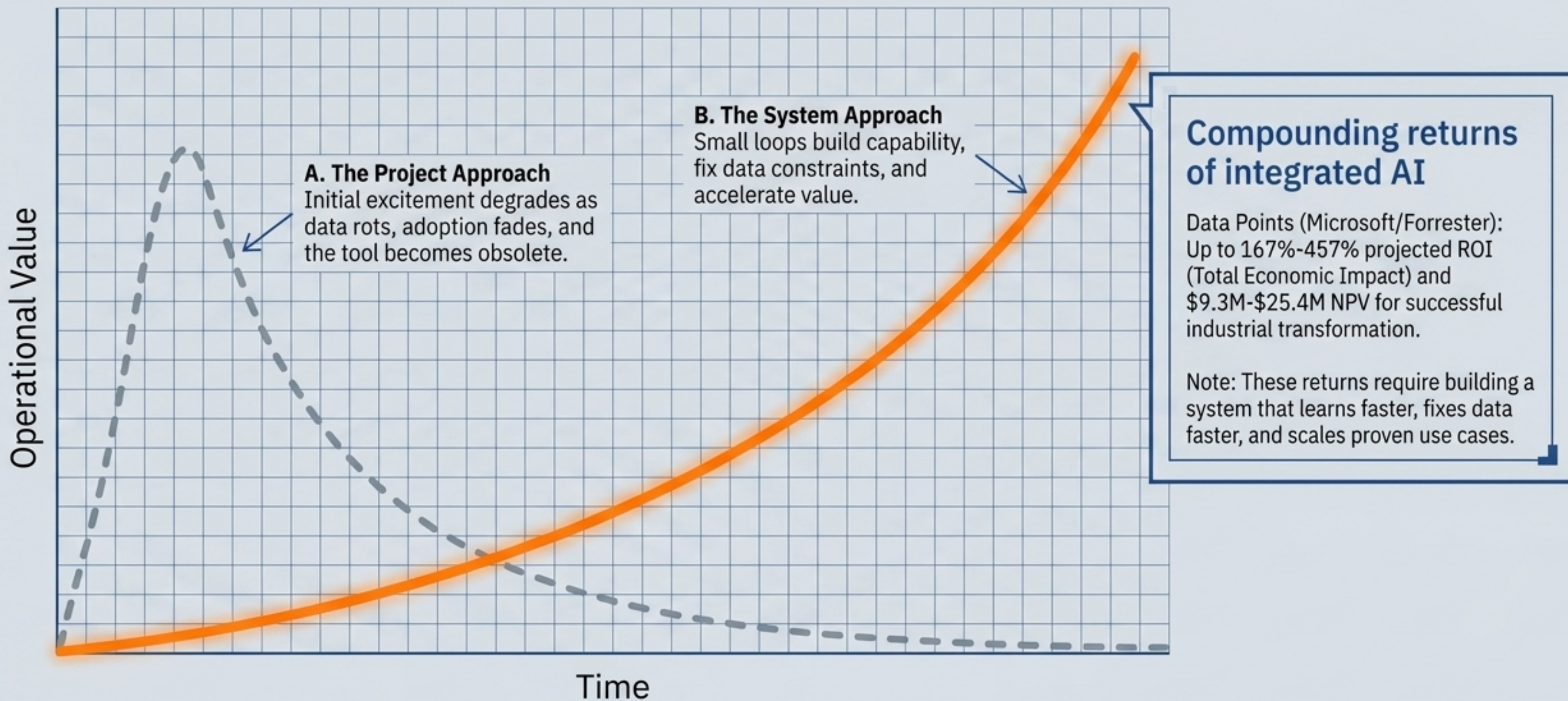
Embedded where work already happens, like Microsoft 365, Teams, or ERPs.

Use the first version as a test instrument to expose and fix missing data.

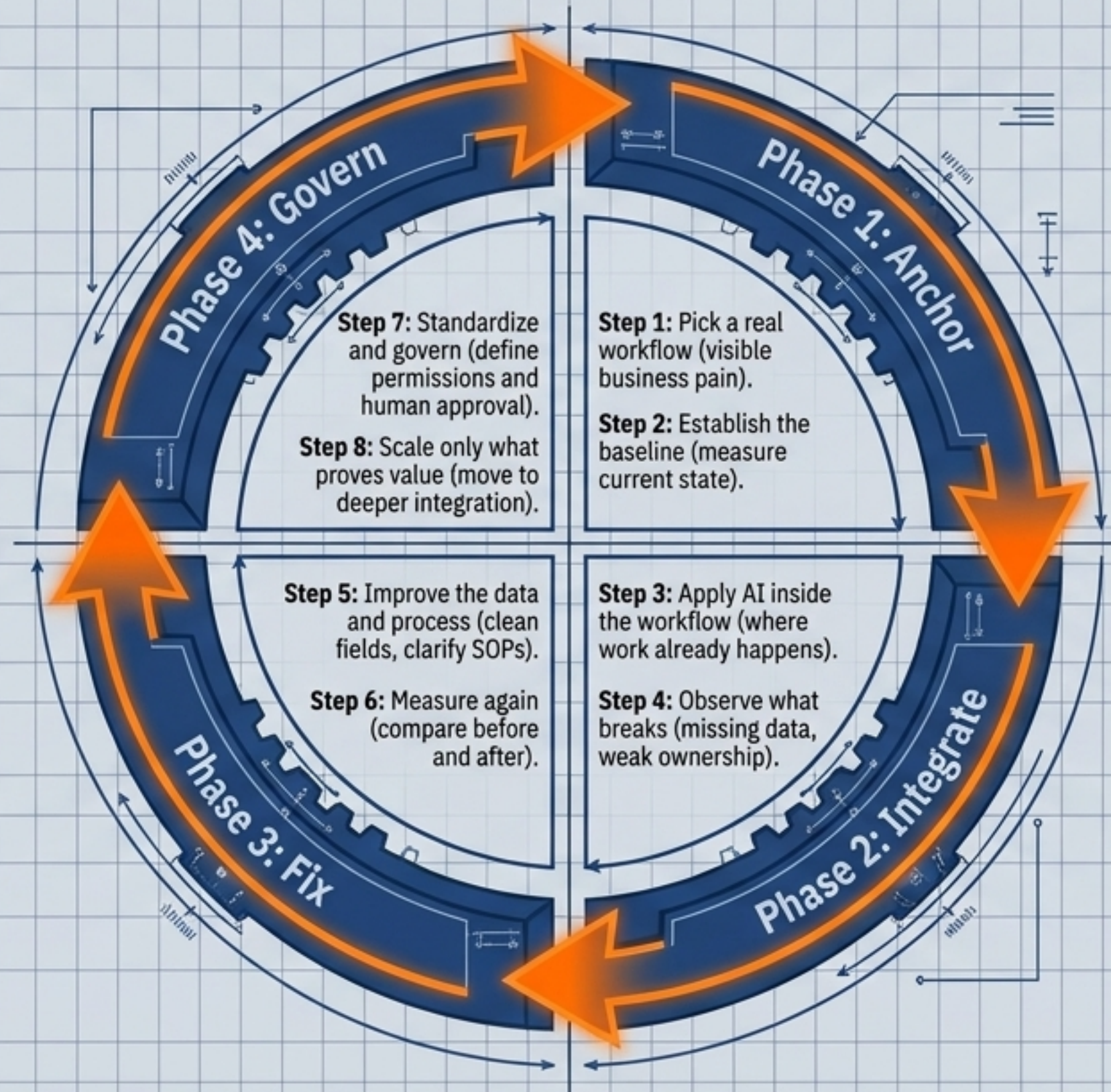
Track cycle time, rework, and operational baseline changes.

A repeatable learning loop.

Value decays in isolation, but compounds inside a continuous loop



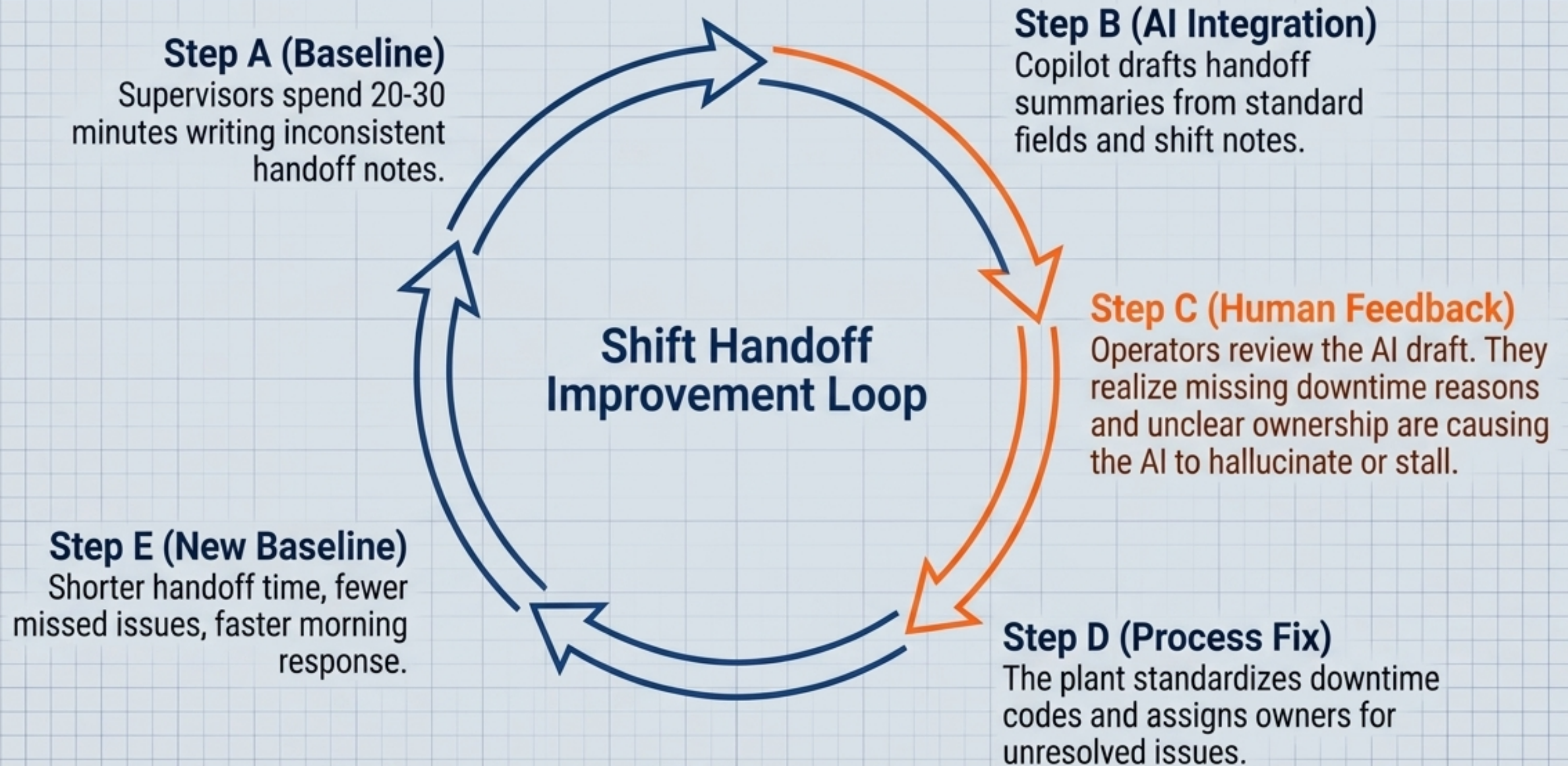
The AI Improvement Flywheel: A repeatable rhythm for manufacturing.



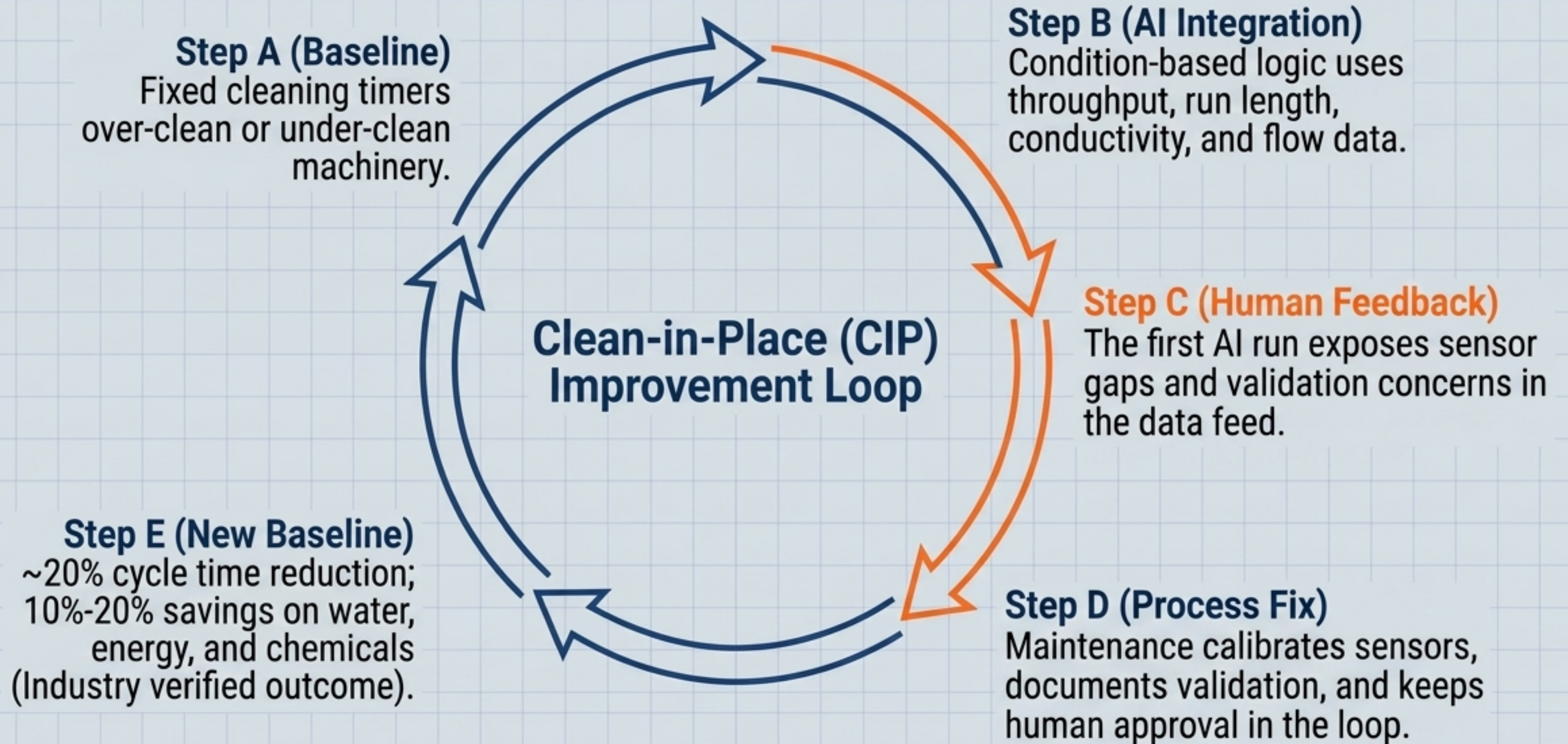
The master scoreboard relies on four universal operating levers.

 Production Flow	 Labor Productivity	 Quality	 Operational Decisions
<p>Baseline Metrics</p> <p>Downtime minutes, changeover time, OEE, bottleneck delay.</p> <p>AI Interventions</p> <p>Predictive maintenance helper, scheduling agent, shift handoff summarizer.</p>	<p>Baseline Metrics</p> <p>Supervisor admin hours, search time, training ramp time.</p> <p>AI Interventions</p> <p>Copilot for SOP Q&A, maintenance troubleshooting assistant.</p> <p>(Data point: PepsiCo shifted 4,300 days/year to higher-value activities).</p>	<p>Baseline Metrics</p> <p>Defects, scrap, CAPA closure time, audit findings.</p> <p>AI Interventions</p> <p>Quality report agent, vision inspection, root-cause pattern analysis.</p>	<p>Baseline Metrics</p> <p>Forecast accuracy, inventory turns, decision cycle time.</p> <p>AI Interventions</p> <p>Demand forecasting, plain-language business Q&A, supplier risk visibility.</p>

People are not replaced; they become the critical feedback system.

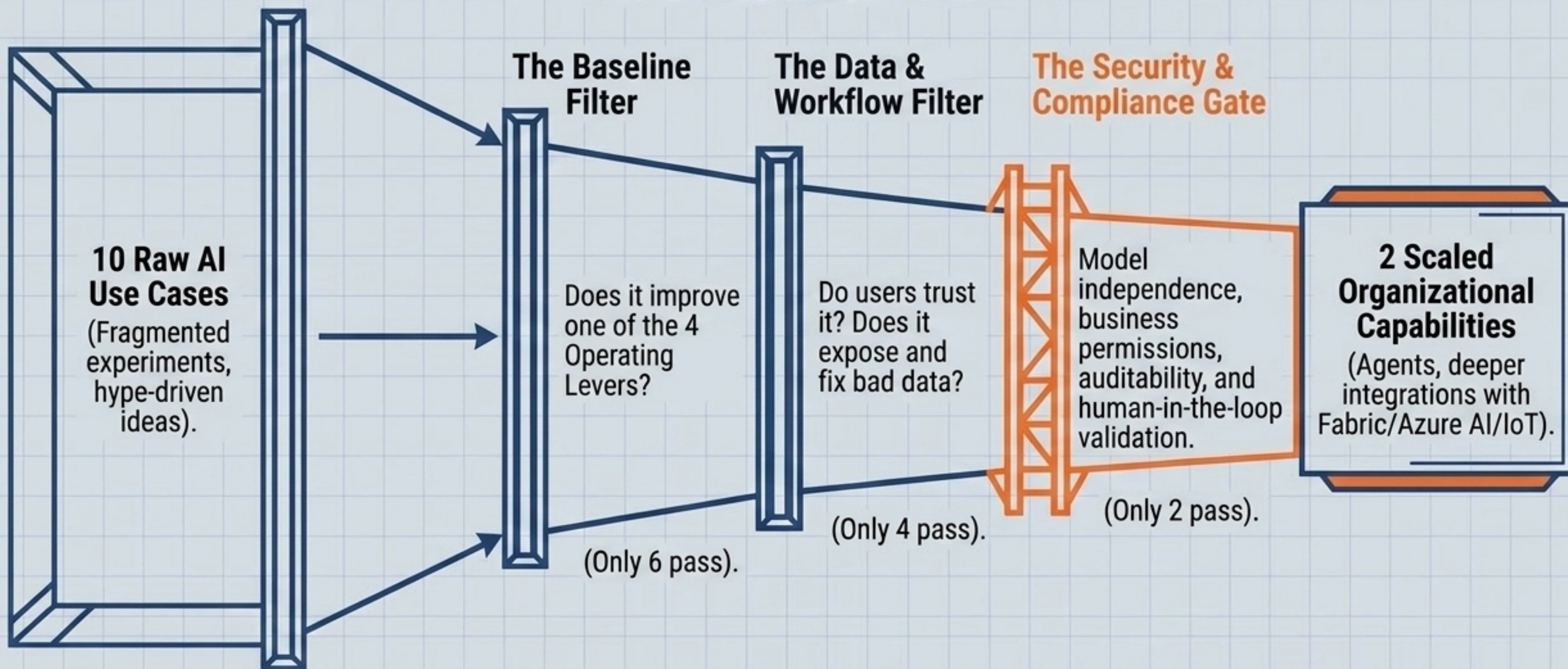


Data quality improves through active operational use.

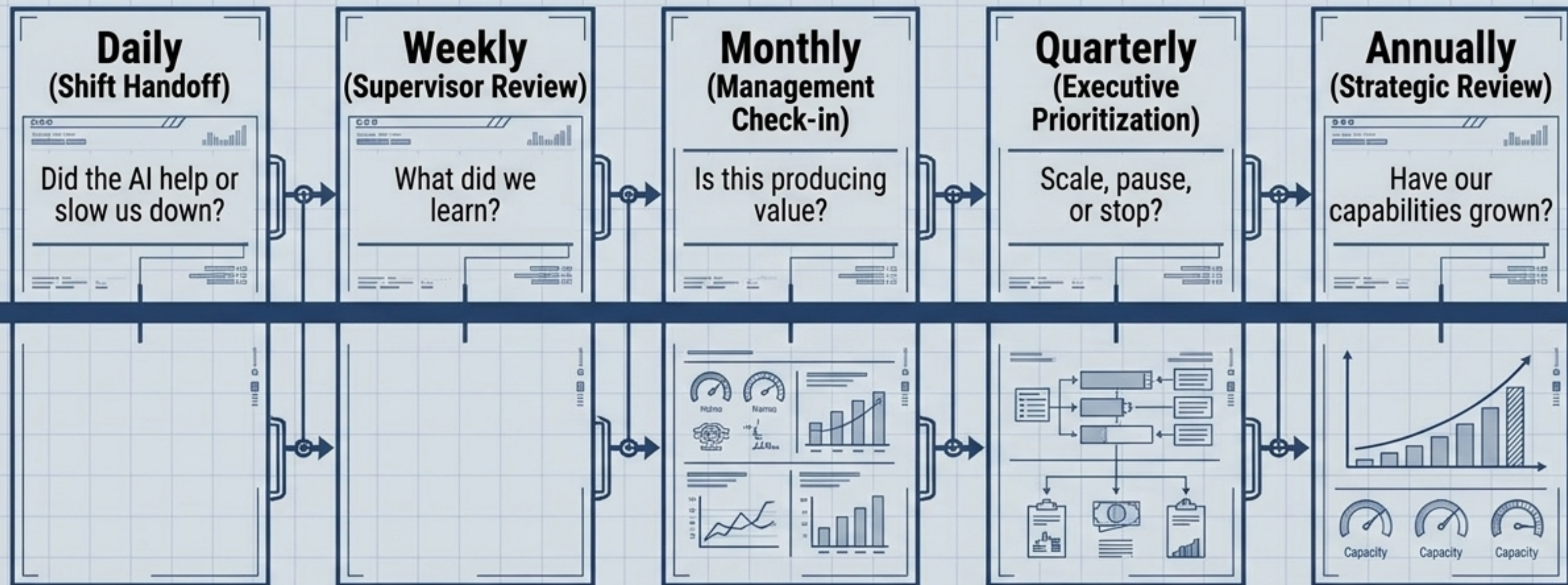


Governance is the mechanism that allows improvement to scale.

The Governance Filter



The Manufacturer's AI Operating Cadence.



✔ Capture operator notes, missing data, and rework avoided.

✔ Review one metric, one data issue, and enact one improvement.

✔ Compare time saved, downtime reduced, or admin removed against the baseline.

✔ Rank the AI portfolio. Fund impacts; kill distractions.

✔ Assess if the business has better data, lower risk, and higher capacity.

The Minimum Viable AI Review Meeting.

Six Constraints for Focused Progress

ONE Workflow

Keep the discussion strictly focused.

ONE

ONE Baseline Metric

Know exactly what changed (no vague improvements).

ONE

ONE User Group

Supervisors, operators, maintenance, quality, or sales.

ONE

ONE Data Weakness

Isolate and fix the next constraint.

ONE

ONE Risk

Address security, compliance, permissions, or adoption.

ONE

ONE Decision

Continue, improve, scale, redesign, or stop.

ONE

The Manager's Tear-Sheet: Run your first improvement loop.

I am evaluating one workflow: [describe]. Goal is to improve [operating lever]. Current baseline: [measures].

Review and identify: 1) what is slowing it down, 2) missing data, 3) one improvement to test, 4) metric to recheck, 5) human review steps to keep.

Workflow Selected:

Operating Lever:


Current Baseline Metric:

What failed / was not trusted:

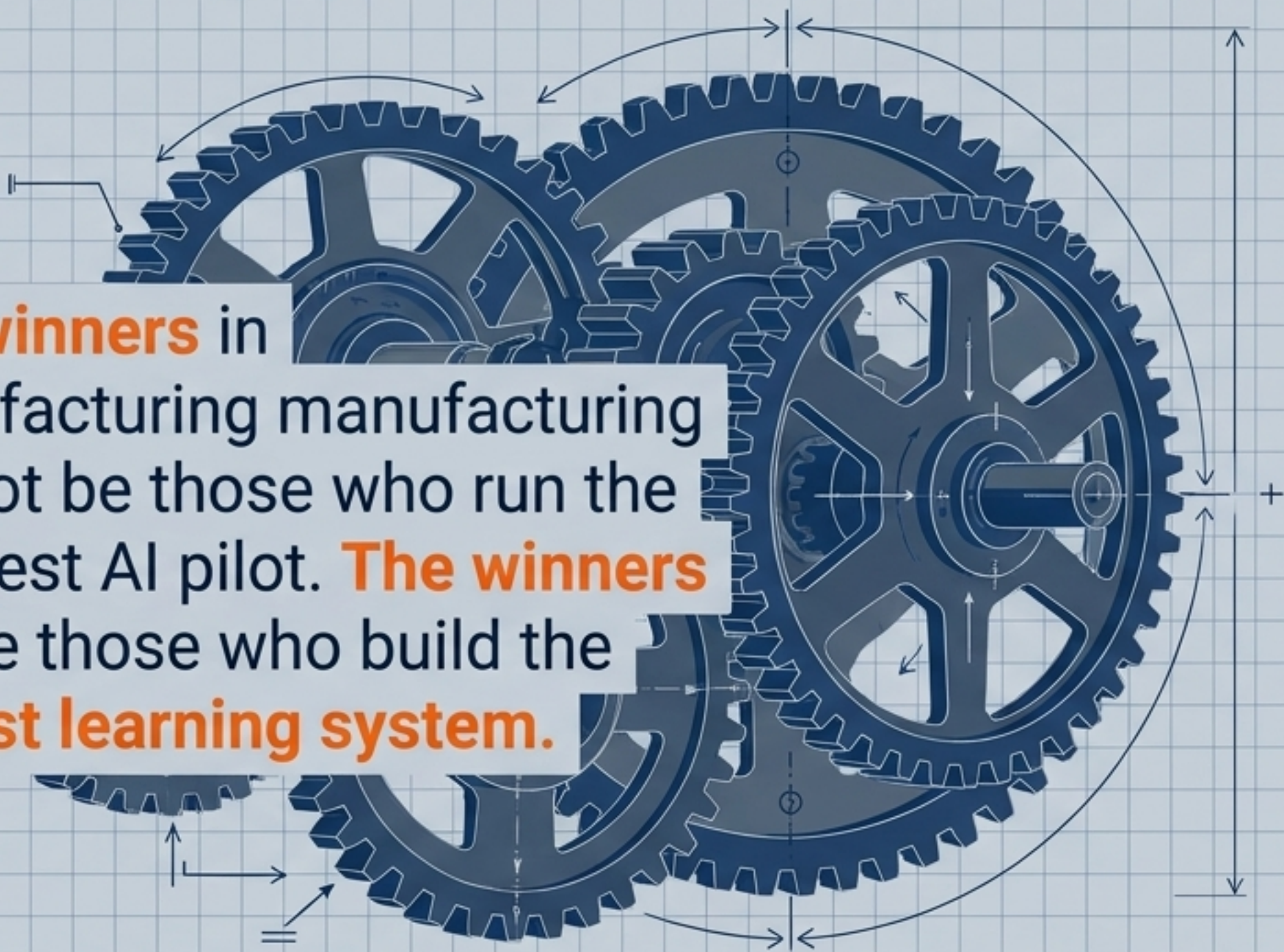
Data weakness revealed:

Decision: Continue Improve Scale Stop

The fastest learning system wins.



The winners in manufacturing manufacturing will not be those who run the flashiest AI pilot. **The winners** will be those who build the **fastest learning system.**



The Final Commandment

Start with one workflow. **Measure** it. **Use AI** to improve it. **Learn** from what breaks. **Fix** the data. **Govern** what works. **Scale** only what proves value. **Repeat.**